

WS4

Water Seal Pot

Description
To be used in conjunction with the DRV or DEP direct acting pressure control valves when process temperature exceeds the maximum operating temperature of the actuator.
For applications where there is rapid fluctuation of pressures or loads the WS4-3 is recommended.

Available types

WS4 The WS4 is for normal applications up to a volume of 1 litre.

WS4-3 The WS4-3 has a larger 3 litre volume and is recommended where there is rapid fluctuation of pressure or load.

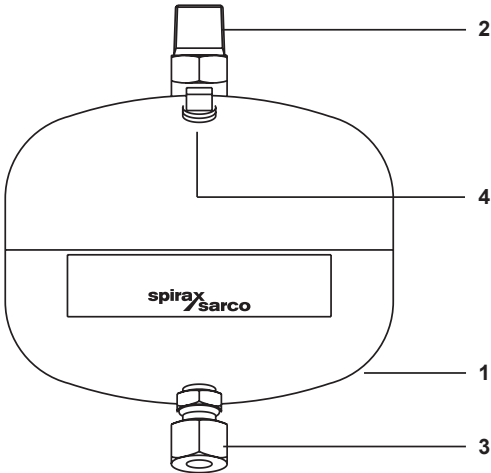
4.6

Sizes and pipe connections

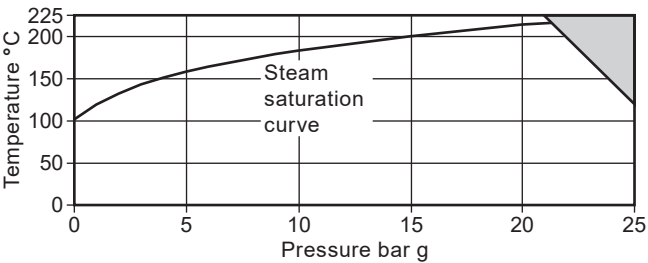
Inlet	Screwed	WS4	3⁄8" BSP Male BS 21
			3⁄8" NPT Male
	Screwed	WS4-3	1⁄2" BSP Male BS 21
			1⁄2" NPT Male
	Butt weld	WS4	DN10
		WS4-3	DN15
Outlet	Screwed	1⁄8" BSP Female BS 21 with 8 mm compression fitting.	

Materials

No.	Part	Material	
1	Housing	Carbon steel	DIN 1614 St W24
2	Connector	Steel	
3	Coupling	Steel zinc plated	
4	Plug	Steel	
5	Tube	Carbon steel	DIN 1629 St 52



Pressure/temperature limits



The product **must not** be used in this region.

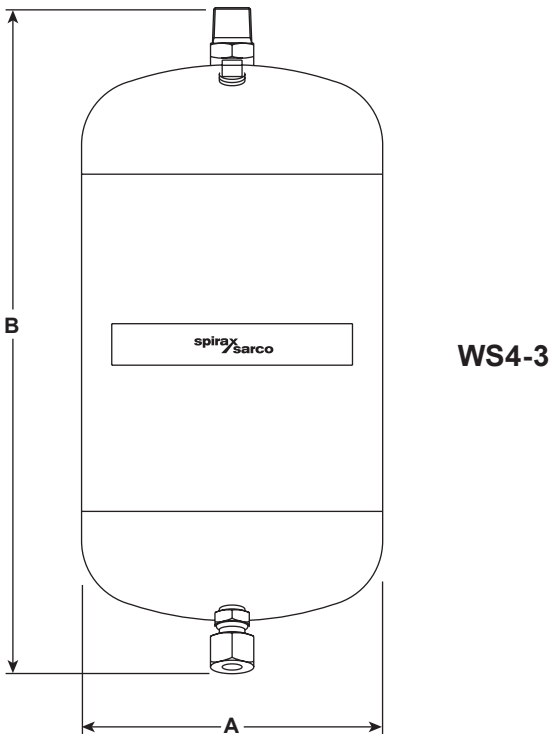
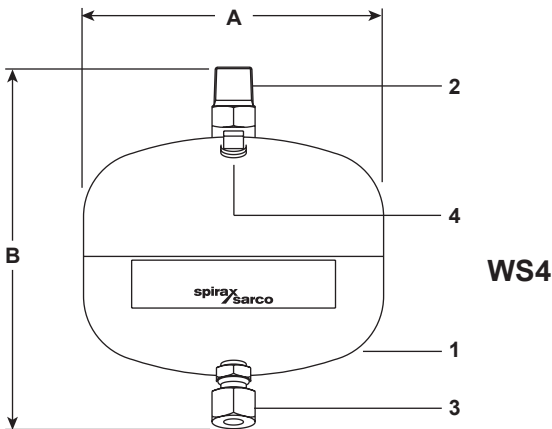
Body design conditions	PN25
Maximum design pressure	25 bar g @ 120 °C
Maximum design temperature	225 °C @ 21 bar g
Minimum design temperature	0 °C
Maximum operating pressure for saturated steam service	21 bar g
Maximum operating temperature	225 °C @ 21 bar g
Minimum operating temperature	0 °C
Note: For lower operating temperatures consult Spirax Sarco.	
Designed for a maximum cold hydraulic test pressure of:	40 bar g
Note: With internals fitted, test pressure must not exceed:	25 bar g

4.6

83

Dimensions/weights (approximate) in mm and kg

	A	B	Weight
WS4	127	157	1.6
WS4-3	127	365	5.4



Available spare

Part No. 3 - Coupling

How to order

Example: 1 off Spirax Sarco 3/8" WS4 water seal pot having screwed BSP connections.

4 Control systems
Pressure reducing/surplussing valves

4.6

84